

Bright Health Certification Process

Agent Certifications

1. Go to www.brighthouse.com/broker
2. Click on [Log in](#) or [Register](#) under Contracted Brokers (See Below)

Bright HealthCare | Broker Home News Broker Services 1-888-325-1747 Log In

Health insurance your clients are going to love.

About Bright

Working with Brokers is our Passion. Click below to get started.

CONTRACTED BROKERS
Access to all the tools you need and the new **2021 Medicare Recertification.**
[Log In](#)
OR
[Register](#)

GET CONTRACTED
Get contracted with Bright HealthCare today!
[Start contracting](#)
OR
[Pick up where you left off](#)

WANT TO LEARN MORE
Provide us with some information and we will be in touch.
[Connect with Us](#)

3. Go to **Bright News** and [CLICK HERE](#) (see below)

Bright HealthCare | Broker Home News Resources Broker Services 1-888-325-1747 Katherine Corra Log out

Welcome to Bright Health Broker Services

All the resources you need to get started working with your clients and so much more.

Enroll a Client

Bright News [View all news](#)

Medicare Recertification Announcement
Aug 05, 2021

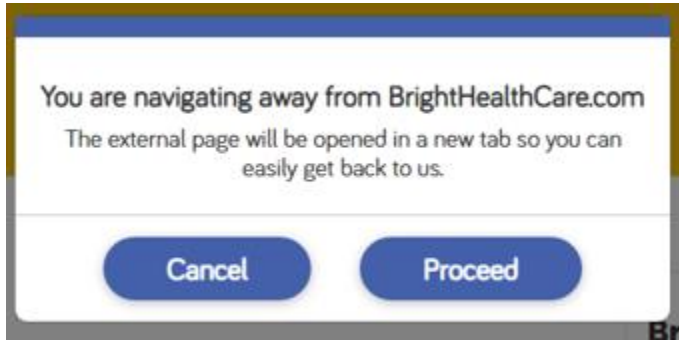
Great News! Medicare recertification is now available. Just [CLICK HERE](#) and complete your 2022 Bright Health Medicare Certification TODAY!
If you have any questions, please contact the BSU at Brokers@BrightHealthCare.com or call us 888-325-1747. We are available Monday through Friday, 8am - 6pm CT.

Broker Events
[View all events](#)

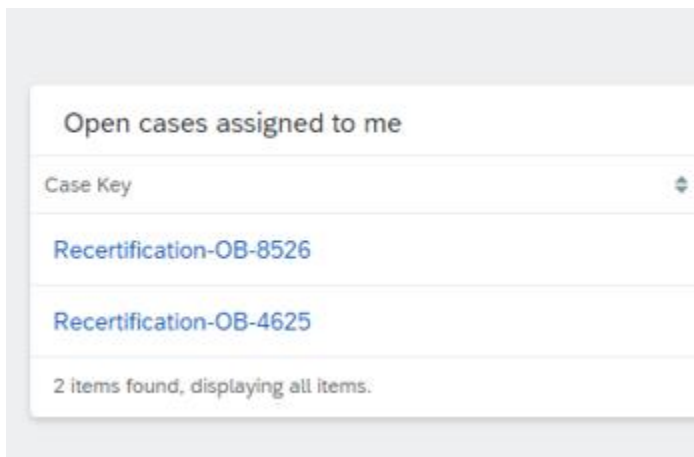
Search all events

SEARCH

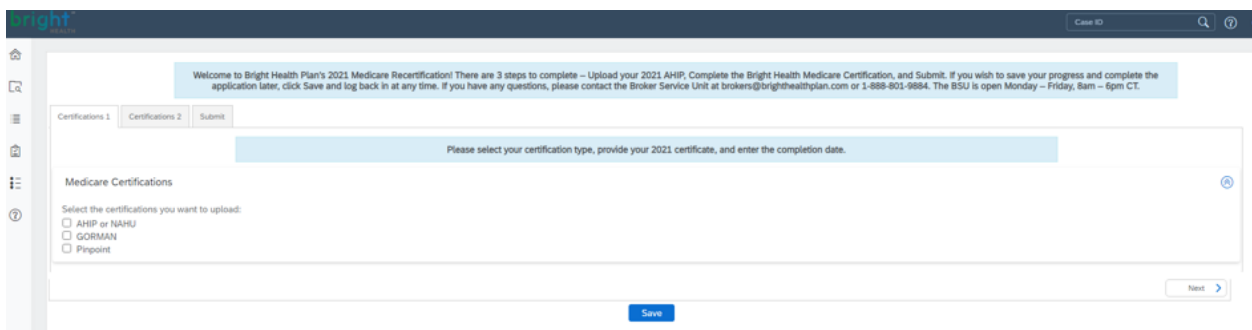
4. You will have a screen POP up, Click on Proceed



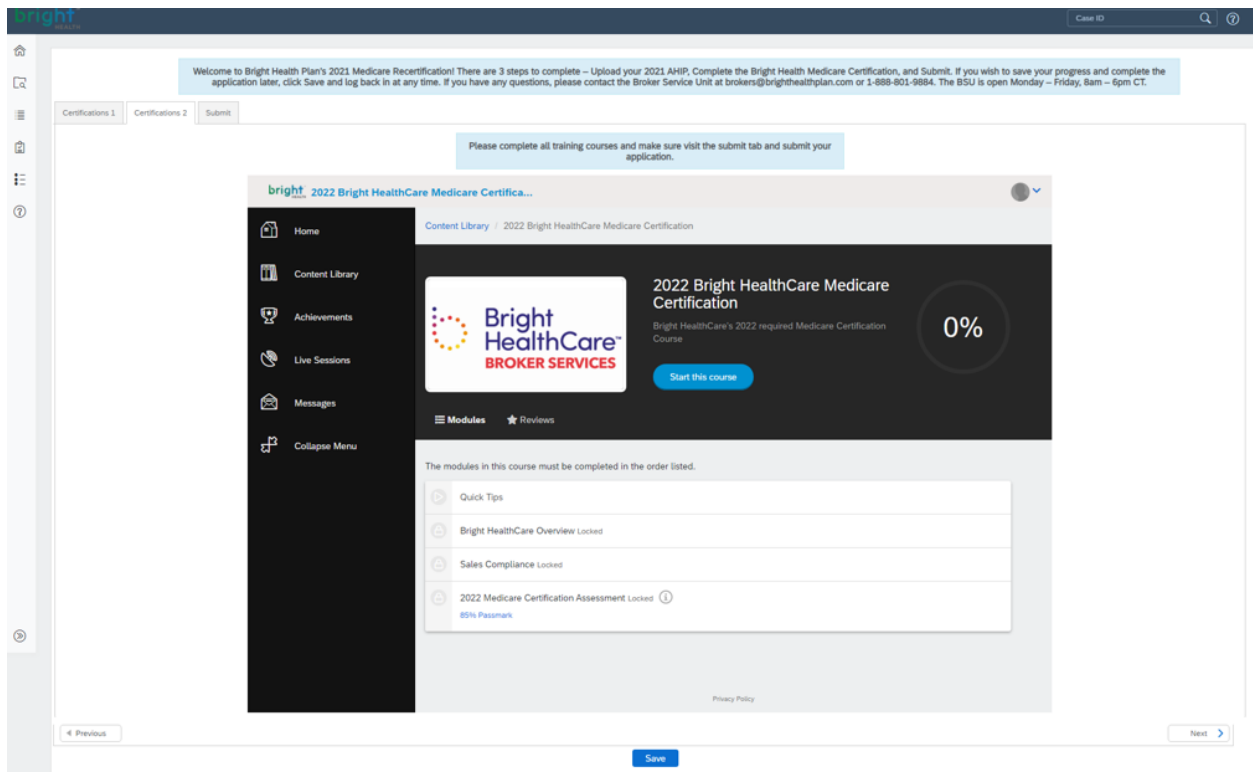
5. Your open cases assigned to you will display. Choose Recertification based on dates. (Dates not shown in picture below)



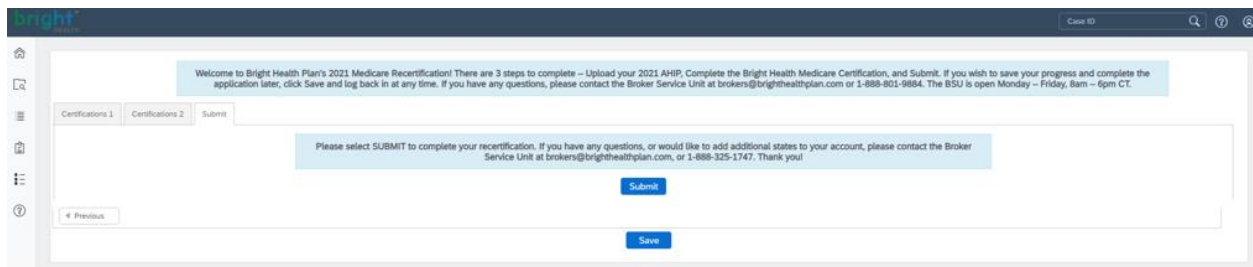
6. Under Certifications 1 Tab, you will upload your AHIP, make sure to check mark the appropriate box.



7. Under Certifications 2 Tab, you will do the 2022 Medicare certifications. You can track your progress until you are 100%.



8. Finally, when all is completed, make sure to click on the submit Tab and click **Submit**



9. Complete, now you are ready to enroll your clients!