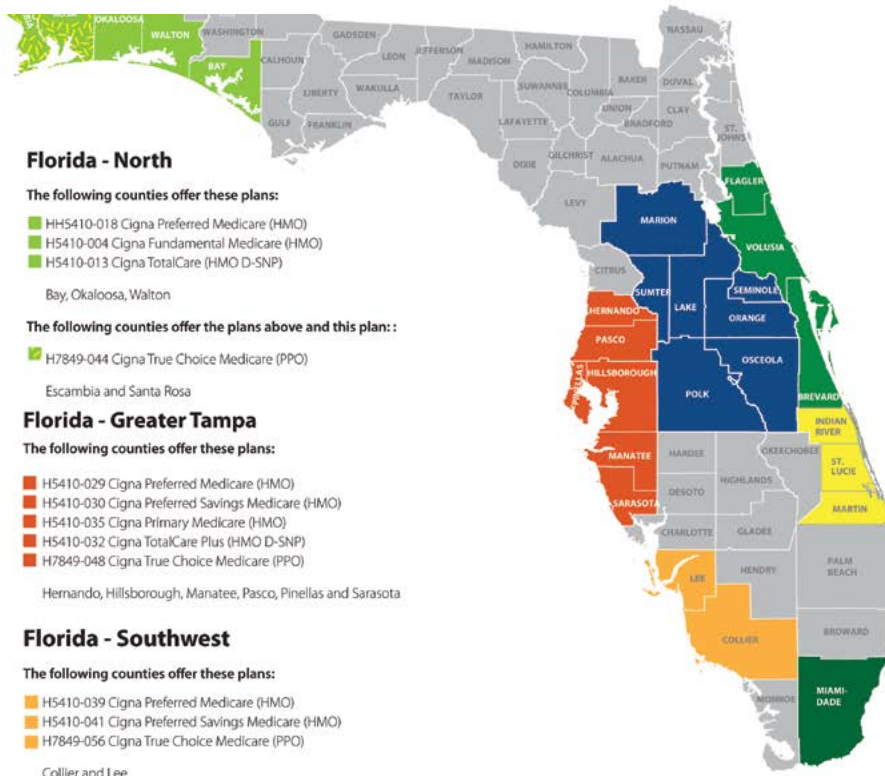


FLORIDA

2022 OVERVIEW



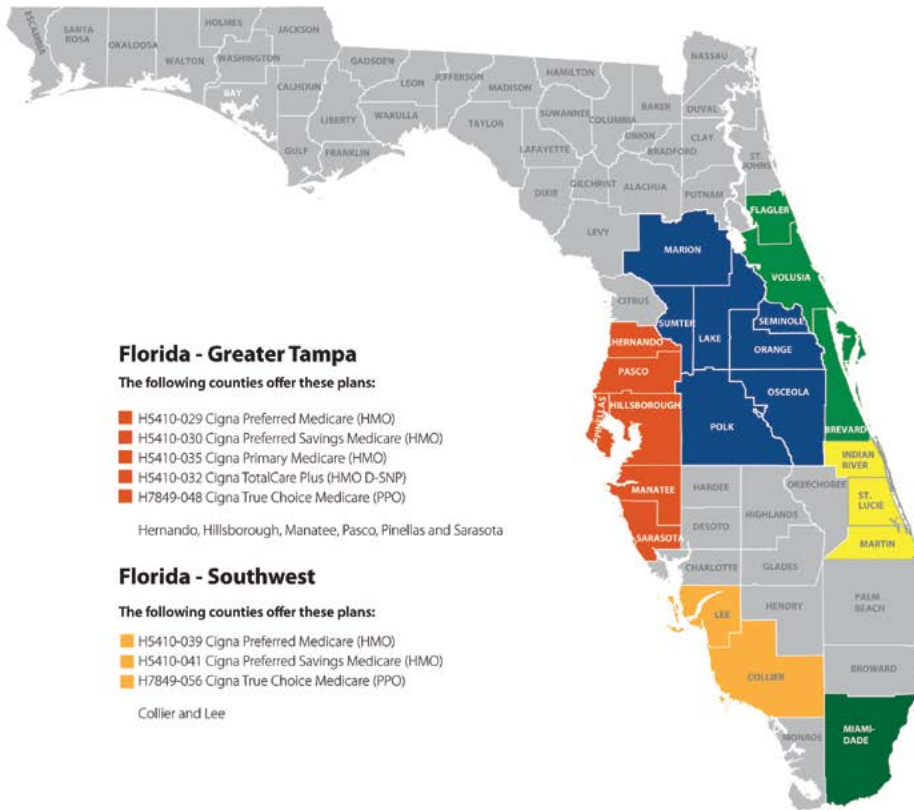
**MEDICARE ELIGIBLE
POPULATION:**
2,823,373

**MEDICARE ADVANTAGE
PENETRATION:**
49.16%



FLORIDA— CENTRAL, SOUTH AND LEON

2022 OVERVIEW



STATE + MARKET **PLANS**



FLORIDA — NORTH

2022 OVERVIEW



**MEDICARE ELIGIBLE
POPULATION:**
205,128

**MEDICARE ADVANTAGE
PENETRATION:**
35.12%



SOUTHEAST

ALABAMA

NORTH FLORIDA

COUNTIES Bay, Escambia, Okaloosa, Santa Rosa, Walton

PLAN ID	H5410-004-000	H5410-013-000	H5410-018-000
PLAN NAME	Cigna Fundamental Medicare (HMO)	Cigna TotalCare (HMO D-SNP)	Cigna Preferred Medicare (HMO)
Total Premium	\$0	\$15.70	\$0
Cost Share—PCP/Specialist	\$0 / \$0	\$0 / \$0	\$0 / \$0
Inpatient Acute Care Hospital	\$275 per day for days 1-6; \$0 per day for days 7-90	\$195 per day for days 1-5; \$0 per day for days 6-90	\$275 per day for days 1-6; \$0 per day for days 7-90
Max Out-of-Pocket	\$4,900 applies to in-network Medicare-covered benefits	\$6,700 applies to in-network Medicare-covered benefits	\$4,900 applies to in-network Medicare-covered benefits
Lab	\$0	\$0	\$0
Ambulatory Surgery Center	\$0 - \$225	\$0 - \$50	\$0 - \$225
Costshare—Preferred Retail RX (One Month)	N/A	N/A	Tier 1: \$4 Tier 2: \$12 Tier 3: \$42 Tier 4: \$95 Tier 5: 33%
Cost Share—Preferred Retail RX (Three Months)	N/A	N/A	Tier 1: \$8 (2x one month) Tier 2: \$24 (2x one month) Tier 3: \$126 (3x one month) Tier 4: \$285 (3x one month) Tier 5: N/A



SOUTHEAST

ALABAMA

NORTH FLORIDA

COUNTIES Escambia, Santa Rosa

PLAN ID	H7849-044-000	
PLAN NAME	Cigna True Choice Medicare (PPO)	
	In Network	Out of Network
Total Premium	\$0	\$0
Cost Share— PCP/Specialist	\$0 / \$35	\$40 / \$60
Inpatient Acute Care Hospital	\$275 per day for days 1-6; \$0 per day for days 7-90	35%
Max Out-of-Pocket	\$4,900 applies to in-network Medicare-covered benefits	\$10,000 applies to in-network and out-of-network Medicare- covered benefits combined
Lab	\$0	0 - 35%
Ambulatory Surgery Center	\$0 - \$225	35%
Costshare— Preferred Retail RX (One Month)	Tier 1: \$2 Tier 2: \$4 Tier 3: \$40 Tier 4: \$95 Tier 5: 31%	N/A
Cost Share— Preferred Retail RX (Three Months)	Tier 1: \$5 (2.5x one month) Tier 2: \$10 (2.5x one month) Tier 3: \$120 (3x one month) Tier 4: \$285 (3x one month) Tier 5: N/A	N/A

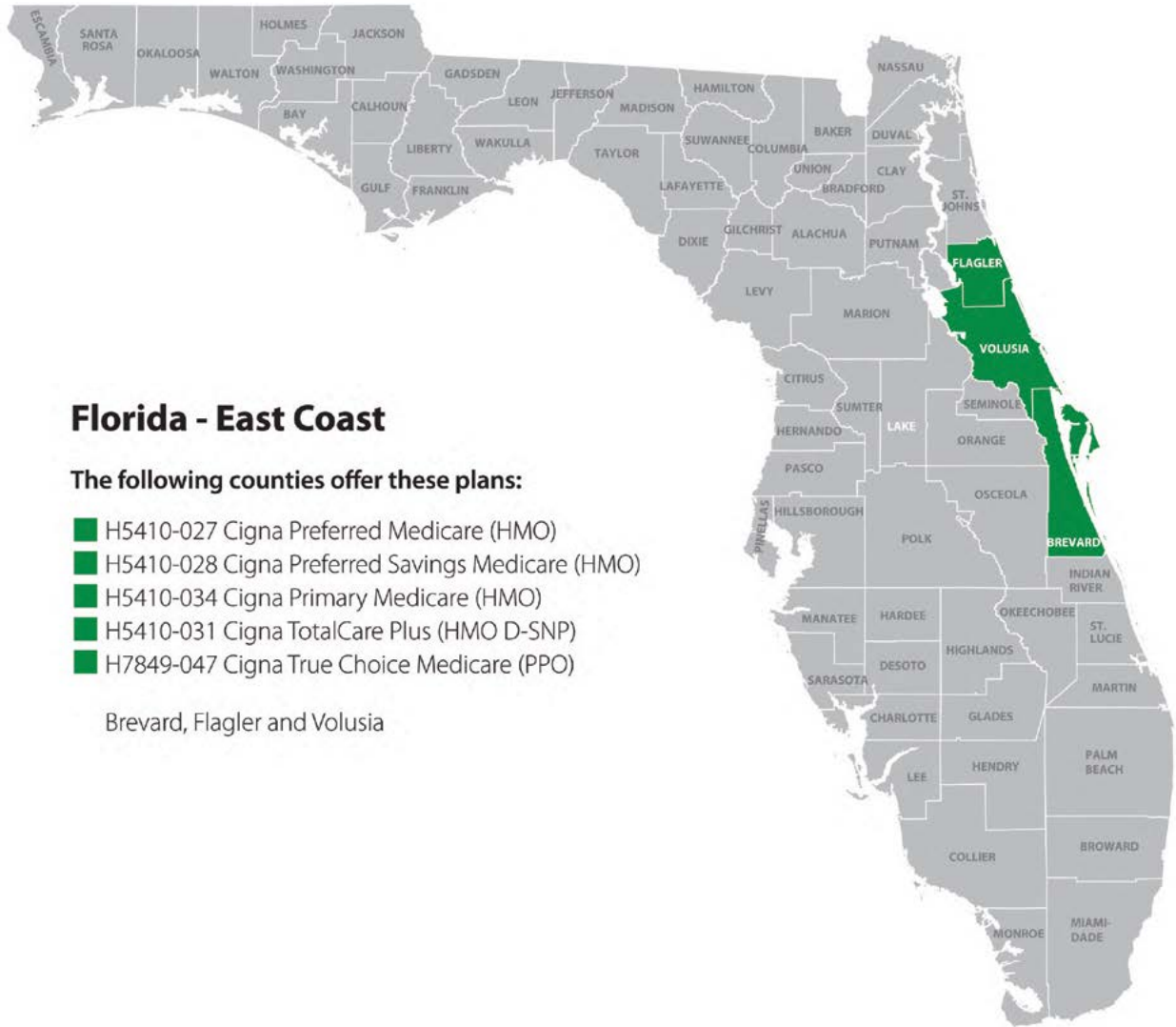
NEW
PLAN

STATE + MARKET **PLANS**



FLORIDA — EAST COAST

2022 OVERVIEW



Florida - East Coast

The following counties offer these plans:

- H5410-027 Cigna Preferred Medicare (HMO)
- H5410-028 Cigna Preferred Savings Medicare (HMO)
- H5410-034 Cigna Primary Medicare (HMO)
- H5410-031 Cigna TotalCare Plus (HMO D-SNP)
- H7849-047 Cigna True Choice Medicare (PPO)

Brevard, Flagler and Volusia



**MEDICARE ELIGIBLE
POPULATION:**
354,695

**MEDICARE ADVANTAGE
PENETRATION:**
49.96%



SOUTHEAST

CENTRAL FLORIDA
DAYTONA

COUNTIES Brevard, Flagler, Volusia

PLAN ID	H5410-027-000	H5410-028-000
PLAN NAME	Cigna Preferred Medicare (HMO)	Cigna Preferred Savings Medicare (HMO)
Total Premium	\$0	\$0
Cost Share— PCP/Specialist	\$0 / \$0	\$0 / \$20
Inpatient Acute Care Hospital	\$150 per day for days 1-6; \$0 per day for days 7-90	\$225 per day for days 1-6; \$0 per day for days 7-90
Max Out-of-Pocket	\$3,600 applies to in-network Medicare-covered benefits	\$5,050 applies to in-network Medicare-covered benefits
Lab	\$0	\$0
Ambulatory Surgery Center	\$0 - \$75	\$0 - \$200
Costshare— Preferred Retail RX (One Month)	Tier 1: \$0 Tier 2: \$0 Tier 3: \$35 Tier 4: \$95 Tier 5: 33%	Tier 1: \$0 Tier 2: \$4 Tier 3: \$42 Tier 4: \$95 Tier 5: 33%
Cost Share— Preferred Retail RX (Three Months)	Tier 1: \$0 Tier 2: \$0 Tier 3: \$105 (3x one month) Tier 4: \$285 (3x one month) Tier 5: N/A	Tier 1: \$0 Tier 2: \$8 (2x one month) Tier 3: \$126 (3x one month) Tier 4: \$285 (3x one month) Tier 5: N/A



SOUTHEAST

CENTRAL FLORIDA
DAYTONA

COUNTIES Brevard, Flagler, Volusia

PLAN ID	H5410-031-000	H5410-034-000
PLAN NAME	Cigna TotalCare Plus (HMO D-SNP)	Cigna Primary Medicare (HMO)
Total Premium	\$18.40	\$18
Cost Share— PCP/Specialist	\$0 / \$0	\$0 / \$0
Inpatient Acute Care Hospital	\$0 per stay	\$25 per day for days 1-6; \$0 per day for days 7-90
Max Out-of-Pocket	\$3,500 applies to in-network Medicare-covered benefits	\$3,500 applies to in-network Medicare-covered benefits
Lab	\$0	\$0
Ambulatory Surgery Center	\$0	\$0 - \$25
Costshare— Preferred Retail RX (One Month)	Tier 1: \$1 Tier 2: \$12 Tier 3: 18% Tier 4: 41% Tier 5: 25%	Tier 1: \$1 Tier 2: \$11 Tier 3: 18% Tier 4: 41% Tier 5: 25%
Cost Share— Preferred Retail RX (Three Months)	Tier 1: \$2 (2x one month) Tier 2: \$24 (2x one month) Tier 3: 18% Tier 4: 41% Tier 5: N/A	Tier 1: \$2 (2x one month) Tier 2: \$22 (2x one month) Tier 3: 18% Tier 4: 41% Tier 5: N/A



SOUTHEAST

CENTRAL FLORIDA
DAYTONA

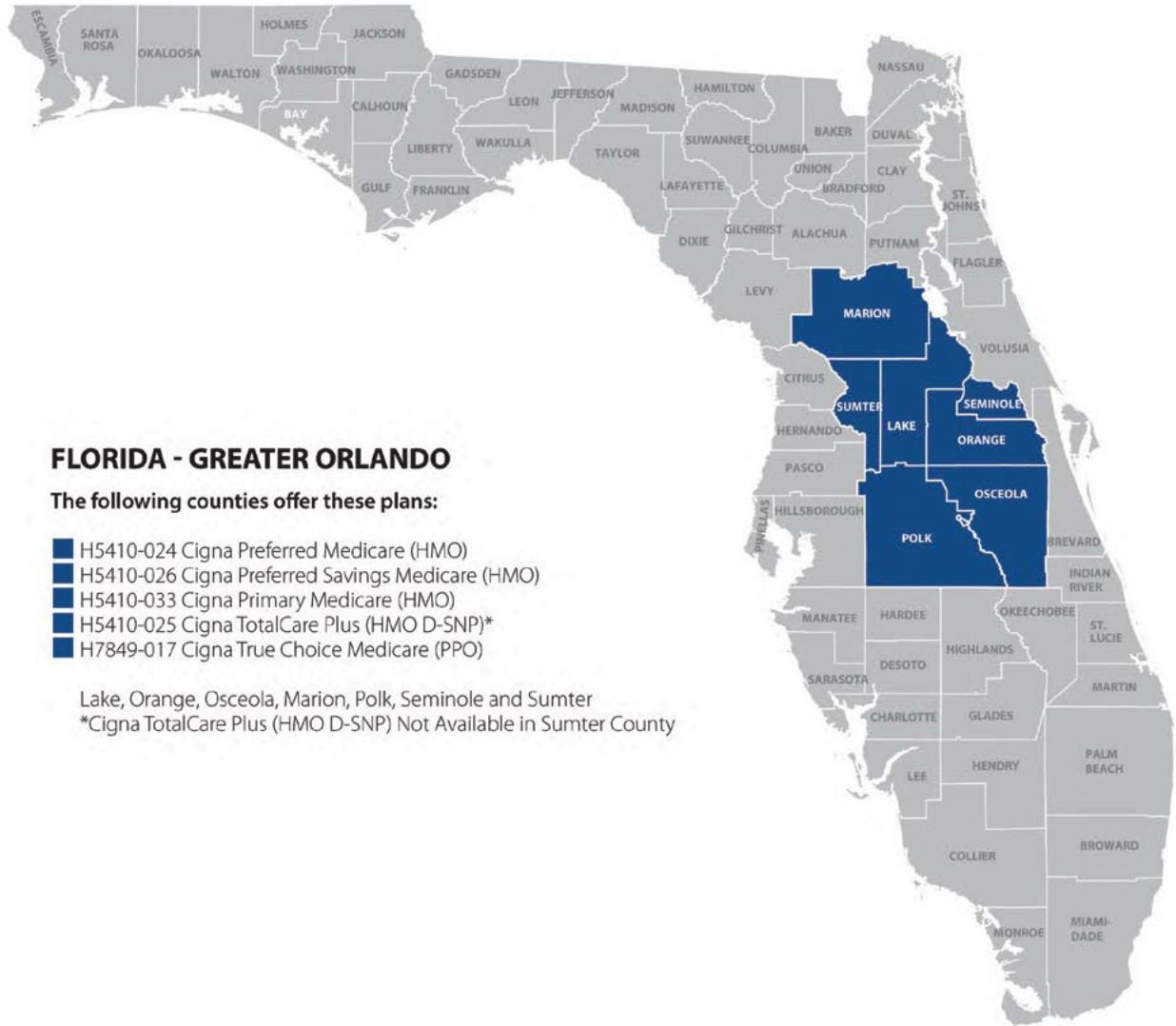
COUNTIES Brevard, Flagler, Volusia

PLAN ID	H7849-047-000	
PLAN NAME	Cigna True Choice Medicare (PPO)	
	In Network	Out of Network
Total Premium	\$0	\$0
Cost Share— PCP/Specialist	\$0 / \$25	\$40 / \$55
Inpatient Acute Care Hospital	\$295 per day for days 1-6; \$0 per day for days 7-90	40%
Max Out-of-Pocket	\$5,650 applies to in-network Medicare-covered benefits	\$11,150 applies to in-network and out-of-network Medicare- covered benefits combined
Lab	0	0 - 40%
Ambulatory Surgery Center	\$0 - \$150	40%
Costshare— Preferred Retail RX (One Month)	Tier 1: \$2 Tier 2: \$4 Tier 3: \$40 Tier 4: \$95 Tier 5: 33%	N/A
Cost Share— Preferred Retail RX (Three Months)	Tier 1: \$4 (2x one month) Tier 2: \$8 (2x one month) Tier 3: \$120 (3x one month) Tier 4: \$285 (3x one month) Tier 5: N/A	N/A



FLORIDA — GREATER ORLANDO

2022 OVERVIEW



**MEDICARE ELIGIBLE
POPULATION:**
809,568

**MEDICARE ADVANTAGE
PENETRATION:**
54.62%



SOUTHEAST


CENTRAL FLORIDA
ORLANDO**COUNTIES** Lake, Marion, Orange, Osceola, Polk, Seminole, Sumter

PLAN ID	H5410-024-000	H5410-026-000	H5410-033-000
PLAN NAME	Cigna Preferred Medicare (HMO)	Cigna Preferred Savings Medicare (HMO)	Cigna Primary Medicare (HMO)
Total Premium	\$0	\$0	\$18.90
Cost Share—PCP/Specialist	\$0 / \$0	\$0 / \$15	\$0 / \$0
Inpatient Acute Care Hospital	\$95 per day for days 1-6; \$0 per day for days 7-90	\$200 per day for days 1-6; \$0 per day for days 7-90	\$25 per day for days 1-6; \$0 per day for days 7-90
Max Out-of-Pocket	\$3,750 applies to in-network Medicare-covered benefits	\$3,900 applies to in-network Medicare-covered benefits	\$3,500 applies to in-network Medicare-covered benefits
Lab	\$0	\$0	\$0
Ambulatory Surgery Center	\$0 - \$75	\$0 - \$100	\$0 - \$25
Costshare—Preferred Retail RX (One Month)	Tier 1: \$0 Tier 2: \$0 Tier 3: \$35 Tier 4: \$95 Tier 5: 33%	Tier 1: \$0 Tier 2: \$4 Tier 3: \$42 Tier 4: \$95 Tier 5: 33%	Tier 1: \$1 Tier 2: \$12 Tier 3: 18% Tier 4: 41% Tier 5: 25%
Cost Share—Preferred Retail RX (Three Months)	Tier 1: \$0 Tier 2: \$0 Tier 3: \$105 (3x one month) Tier 4: \$285 (3x one month) Tier 5: N/A	Tier 1: \$0 Tier 2: \$8 (2x one month) Tier 3: \$126 (3x one month) Tier 4: \$285 (3x one month) Tier 5: N/A	Tier 1: \$2 (2x one month) Tier 2: \$24 (2x one month) Tier 3: 18% Tier 4: 41% Tier 5: N/A



SOUTHEAST

CENTRAL FLORIDA
ORLANDO**COUNTIES** Lake, Marion, Orange, Osceola, Polk, Seminole

PLAN ID	H5410-025-000	
PLAN NAME	Cigna TotalCare Plus (HMO D-SNP)	
Total Premium	\$18.50	
Cost Share— PCP/Specialist	\$0 / \$0	
Inpatient Acute Care Hospital	\$0 per stay	
Max Out-of-Pocket	\$3,500 applies to in-network Medicare-covered benefits	
Lab	\$0	
Ambulatory Surgery Center	\$0	
Costshare— Preferred Retail RX (One Month)	Tier 1: \$2 Tier 2: \$13 Tier 3: 18% Tier 4: 44% Tier 5: 25%	
Cost Share— Preferred Retail RX (Three Months)	Tier 1: \$4 (2x one month) Tier 2: \$26 (2x one month) Tier 3: 18% Tier 4: 44% Tier 5: N/A	



SOUTHEAST

CENTRAL FLORIDA
ORLANDO

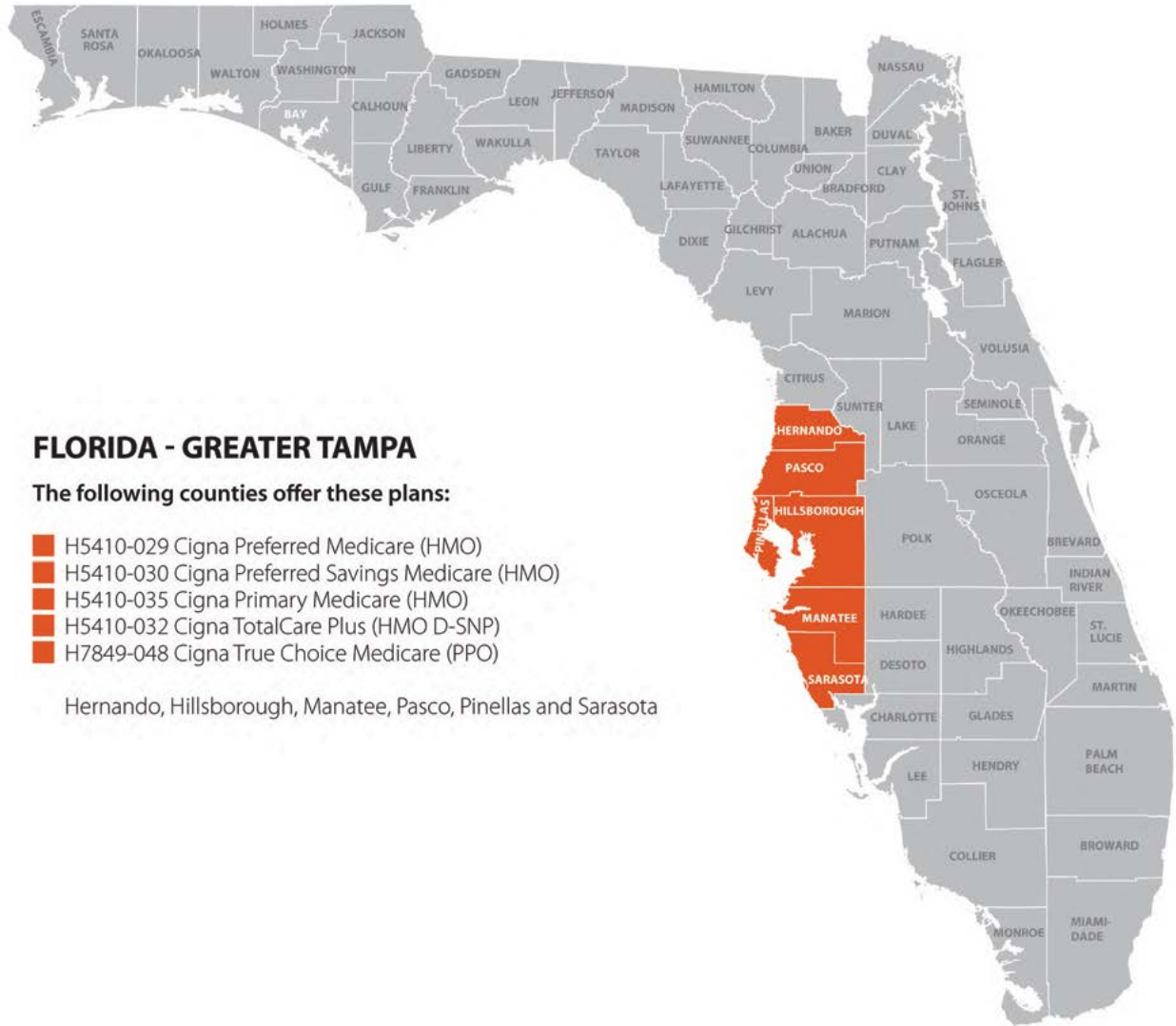
COUNTIES Lake, Marion, Orange, Osceola, Polk, Seminole, Sumter

PLAN ID	H7849-017-000	
PLAN NAME	Cigna True Choice Medicare (PPO)	
	In Network	Out of Network
Total Premium	\$0	\$0
Cost Share— PCP/Specialist	\$0 / \$25	\$40 / \$55
Inpatient Acute Care Hospital	\$225 per day for days 1-6; \$0 per day for days 7-90	40%
Max Out-of-Pocket	\$5,650 applies to in-network Medicare-covered benefits	\$11,150 applies to in-network and out-of-network Medicare- covered benefits combined
Lab	0	0 - 40%
Ambulatory Surgery Center	\$0 - \$150	40%
Costshare— Preferred Retail RX (One Month)	Tier 1: \$2 Tier 2: \$4 Tier 3: \$40 Tier 4: \$95 Tier 5: 33%	N/A
Cost Share— Preferred Retail RX (Three Months)	Tier 1: \$4 (2x one month) Tier 2: \$8 (2x one month) Tier 3: \$120 (3x one month) Tier 4: \$285 (3x one month) Tier 5: N/A	N/A

NEW
COUNTIES

FLORIDA — GREATER TAMPA

2022 OVERVIEW



**MEDICARE ELIGIBLE
POPULATION:**
953,040

**MEDICARE ADVANTAGE
PENETRATION:**
52.39%



SOUTHEAST

CENTRAL FLORIDA
TAMPA**COUNTIES** Hernando, Hillsborough, Manatee, Pasco, Pinellas, Sarasota

PLAN ID	NEW COUNTIES	
	H5410-029-000	H5410-030-000
PLAN NAME	Cigna Preferred Medicare (HMO)	Cigna Preferred Savings Medicare (HMO)
Total Premium	\$0	\$0
Cost Share— PCP/Specialist	\$0 / \$0	\$0 / \$15
Inpatient Acute Care Hospital	\$150 per day for days 1-6; \$0 per day for days 7-90	\$175 per day for days 1-6; \$0 per day for days 7-90
Max Out-of-Pocket	\$3,650 applies to in-network Medicare-covered benefits	\$3,950 applies to in-network Medicare-covered benefits
Lab	\$0	\$0
Ambulatory Surgery Center	\$0 - \$95	\$0 - \$95
Costshare— Preferred Retail RX (One Month)	Tier 1: \$0 Tier 2: \$0 Tier 3: \$35 Tier 4: \$95 Tier 5: 33%	Tier 1: \$0 Tier 2: \$4 Tier 3: \$42 Tier 4: \$95 Tier 5: 33%
Cost Share— Preferred Retail RX (Three Months)	Tier 1: \$0 Tier 2: \$0 Tier 3: \$105 (3x one month) Tier 4: \$285 (3x one month) Tier 5: N/A	Tier 1: \$0 Tier 2: \$8 (2x one month) Tier 3: \$126 (3x one month) Tier 4: \$285 (3x one month) Tier 5: N/A



STATE + MARKET PLANS

SOUTHEAST

CENTRAL FLORIDA TAMPA

COUNTIES Hernando, Hillsborough, Manatee, Pasco, Pinellas, Sarasota

PLAN ID	NEW COUNTIES	
	H5410-032-000	H5410-035-000
PLAN NAME	Cigna TotalCare Plus (HMO D-SNP)	Cigna Primary Medicare (HMO)
Total Premium	\$18.00	\$17.90
Cost Share— PCP/Specialist	\$0 / \$0	\$0 / \$0
Inpatient Acute Care Hospital	\$0 per stay	\$25 per day for days 1-6; \$0 per day for days 7-90
Max Out-of-Pocket	\$3,500 applies to in-network Medicare-covered benefits	\$3,500 applies to in-network Medicare-covered benefits
Lab	\$0	\$0
Ambulatory Surgery Center	\$0	\$0 - \$25
Costshare— Preferred Retail RX (One Month)	Tier 1: \$1 Tier 2: \$12 Tier 3: 18% Tier 4: 41% Tier 5: 25%	Tier 1: \$1 Tier 2: \$12 Tier 3: 18% Tier 4: 41% Tier 5: 25%
Cost Share— Preferred Retail RX (Three Months)	Tier 1: \$2 (2x one month) Tier 2: \$24 (2x one month) Tier 3: 18% Tier 4: 41% Tier 5: N/A	Tier 1: \$2 (2x one month) Tier 2: \$24 (2x one month) Tier 3: 18% Tier 4: 41% Tier 5: N/A



SOUTHEAST

CENTRAL FLORIDA
TAMPA

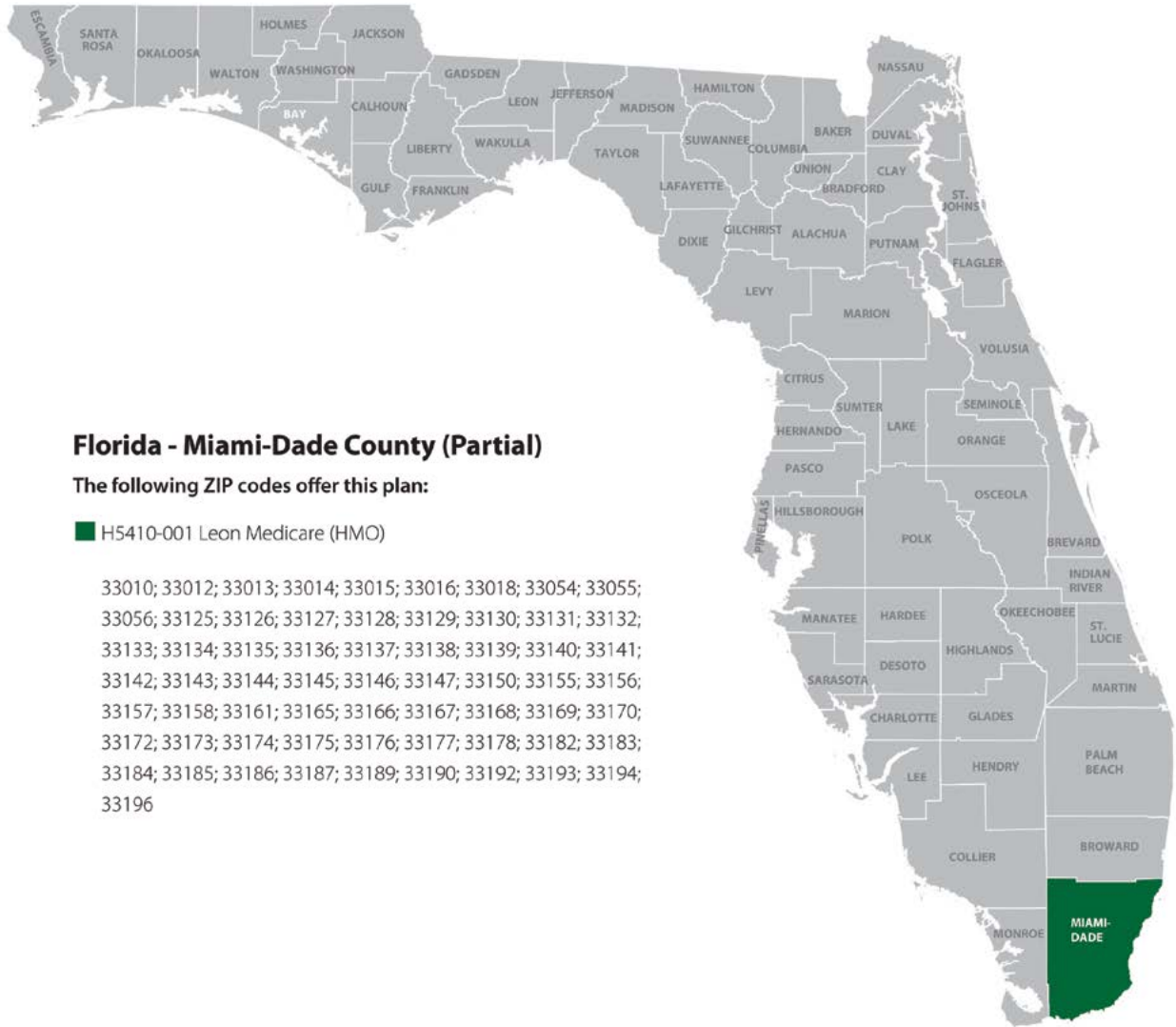
COUNTIES COUNTIES Hernando, Hillsborough, Manatee, Pasco, Pinellas, Sarasota

PLAN ID	H7849-048-000	
PLAN NAME	Cigna True Choice Medicare (PPO)	
	In Network	Out of Network
Total Premium	\$0	\$0
Cost Share— PCP/Specialist	\$0 / \$25	\$40 / \$55
Inpatient Acute Care Hospital	\$225 per day for days 1-6; \$0 per day for days 7-90	40%
Max Out-of-Pocket	\$5,650 applies to in-network Medicare-covered benefits	\$11,150 applies to in-network and out-of-network Medicare- covered benefits combined
Lab	\$0	0 - 40%
Ambulatory Surgery Center	\$0 - \$150	40%
Costshare— Preferred Retail RX (One Month)	Tier 1: \$2 Tier 2: \$4 Tier 3: \$40 Tier 4: \$95 Tier 5: 33%	N/A
Cost Share— Preferred Retail RX (Three Months)	Tier 1: \$4 (2x one month) Tier 2: \$8 (2x one month) Tier 3: \$120 (3x one month) Tier 4: \$285 (3x one month) Tier 5: N/A	N/A

NEW
PLAN

FLORIDA — MIAMI-DADE COUNTY

2022 OVERVIEW



Florida - Miami-Dade County (Partial)

The following ZIP codes offer this plan:

■ H5410-001 Leon Medicare (HMO)

33010; 33012; 33013; 33014; 33015; 33016; 33018; 33054; 33055;
33056; 33125; 33126; 33127; 33128; 33129; 33130; 33131; 33132;
33133; 33134; 33135; 33136; 33137; 33138; 33139; 33140; 33141;
33142; 33143; 33144; 33145; 33146; 33147; 33150; 33155; 33156;
33157; 33158; 33161; 33165; 33166; 33167; 33168; 33169; 33170;
33172; 33173; 33174; 33175; 33176; 33177; 33178; 33182; 33183;
33184; 33185; 33186; 33187; 33189; 33190; 33192; 33193; 33194;
33196



SOUTHEAST

SOUTH FLORIDA LEON

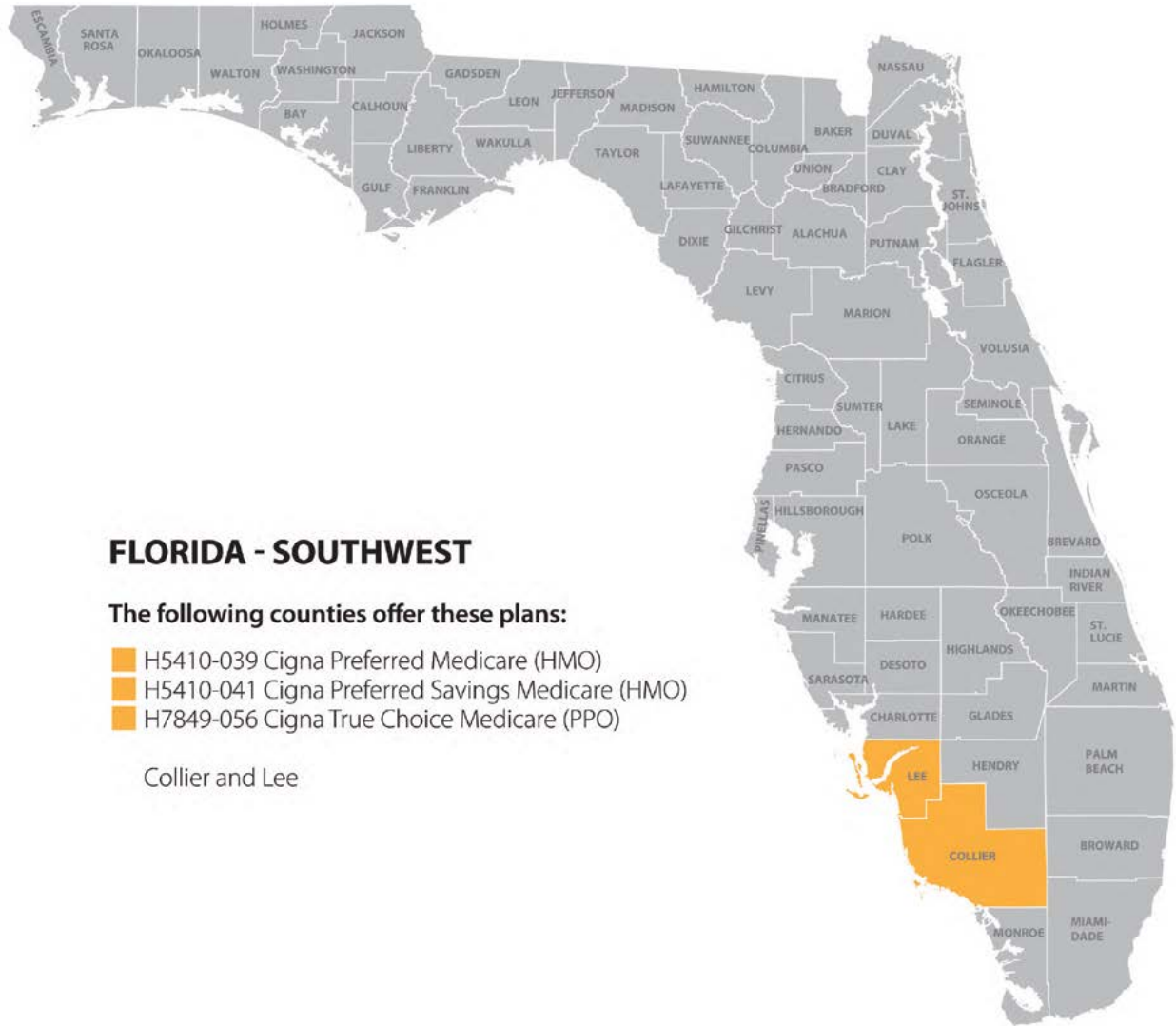
COUNTIES Miami-Dade (Partial - 33010; 33012; 33013; 33014; 33015; 33016; 33018; 33054; 33055; 33056; 33125; 33126; 33127; 33128; 33129; 33130; 33131; 33132; 33133; 33134; 33135; 33136; 33137; 33138; 33139; 33140; 33141; 33142; 33143; 33144; 33145; 33146; 33147; 33150; 33155; 33156; 33157; 33158; 33161; 33165; 33166; 33167; 33168; 33169; 33170; 33172; 33173; 33174; 33175; 33176; 33177; 33178; 33182; 33183; 33184; 33185; 33186; 33187; 33189; 33190; 33192; 33193; 33194; 33196)

PLAN ID	H5410-001-000
PLAN NAME	Leon Medicare (HMO)
Total Premium	\$0
Cost Share— PCP/Specialist	\$0 / \$0
Inpatient Acute Care Hospital	\$0
Max Out-of-Pocket	\$1,000 applies to in-network Medicare-covered benefits
Lab	\$0
Ambulatory Surgery Center	\$0
Costshare— Preferred Retail RX (One Month)	Tier 1: \$0 Tier 2: \$0 Tier 3: \$40 Tier 4: 33%
Cost Share— Preferred Retail RX (Three Months)	Tier 1: \$0 Tier 2: \$0 Tier 3: \$105 (2.625x one month) Tier 4: N/A



FLORIDA — SOUTHWEST

2022 OVERVIEW



**MEDICARE ELIGIBLE
POPULATION:**
313,126

**MEDICARE ADVANTAGE
PENETRATION:**
38.43%



SOUTHEAST

SOUTH FLORIDA SOUTHWEST FLORIDA

COUNTIES Collier, Lee

PLAN ID	NEW PLANS	
	H5410-039-000	H5410-041-000
PLAN NAME	Cigna Preferred Medicare (HMO)	Cigna Preferred Savings Medicare (HMO)
Total Premium	\$0	\$0
Cost Share— PCP/Specialist	\$0	\$0 / \$15
Inpatient Acute Care Hospital	\$0	\$200 per day for days 1-6; \$0 per day for days 7-90
Max Out-of-Pocket	\$3,600 applies to in-network Medicare-covered benefits	\$3,900 applies to in-network Medicare-covered benefits
Lab	\$0	\$0
Ambulatory Surgery Center	\$0 - \$75	\$0 - \$100
Costshare— Preferred Retail RX (One Month)	Tier 1: \$0 Tier 2: \$0 Tier 3: \$35 Tier 4: \$95 Tier 5: 33%	Tier 1: \$0 Tier 2: \$4 Tier 3: \$42 Tier 4: \$95 Tier 5: 33%
Cost Share— Preferred Retail RX (Three Months)	Tier 1: \$0 Tier 2: \$0 Tier 3: \$105 (3x one month) Tier 4: \$285 (3x one month) Tier 5: N/A	Tier 1: \$0 Tier 2: \$8 (2x one month) Tier 3: \$126 (3x one month) Tier 4: \$285 (3x one month) Tier 5: N/A



SOUTHEAST

SOUTH FLORIDA

SOUTHWEST FLORIDA

COUNTIES Collier, Lee

PLAN ID	H7849-056-000	
PLAN NAME	Cigna True Choice Medicare (PPO)	
	In Network	Out of Network
Total Premium	\$0	\$0
Cost Share— PCP/Specialist	\$0 / \$35	\$50 / \$60
Inpatient Acute Care Hospital	\$225 per day for days 1-5; \$0 per day for days 6-90	40%
Max Out-of-Pocket	\$5,000 applies to in-network Medicare-covered benefits	\$10,000 applies to in-network and out-of-network Medicare- covered benefits combined
Lab	\$0 - \$20	0 - 40%
Ambulatory Surgery Center	\$0 - \$150	40%
Costshare— Preferred Retail RX (One Month)	Tier 1: \$0 Tier 2: \$10 Tier 3: \$45 Tier 4: \$100 Tier 5: 30%	N/A
Cost Share— Preferred Retail RX (Three Months)	Tier 1: \$0 Tier 2: \$30 (3x one month) Tier 3: \$135 (3x one month) Tier 4: \$300 (3x one month) Tier 5: N/A	N/A

NEW
PLAN

STATE + MARKET **PLANS**



FLORIDA — TREASURE COAST

2022 OVERVIEW



Florida - Treasure Coast

The following counties offer these plans:

- H5410-037 Cigna Preferred Medicare (HMO)
- H5410-040 Cigna Preferred Savings Medicare (HMO)
- H7849-014 Cigna True Choice Medicare (PPO)

Indian River, Martin and St. Lucie



**MEDICARE ELIGIBLE
POPULATION:**
187,816

**MEDICARE ADVANTAGE
PENETRATION:**
40.93%



SOUTHEAST

SOUTH FLORIDA TREASURE COAST

COUNTIES Indian River, Martin, St. Lucie

PLAN ID	H5410-037-000	H5410-040-000
PLAN NAME	Cigna Preferred Medicare (HMO)	Cigna Preferred Savings Medicare (HMO)
Total Premium	\$0	\$0
Cost Share— PCP/Specialist	\$0 / \$0	\$0 / \$15
Inpatient Acute Care Hospital	\$95 per day for days 1-6; \$0 per day for days 7-90	\$200 per day for days 1-6; \$0 per day for days 7-90
Max Out-of-Pocket	\$3,600 applies to in-network Medicare-covered benefits	\$3,900 applies to in-network Medicare-covered benefits
Lab	\$0	\$0
Ambulatory Surgery Center	\$0 - \$75	\$0 - \$100
Costshare— Preferred Retail RX (One Month)	Tier 1: \$0 Tier 2: \$0 Tier 3: \$35 Tier 4: \$95 Tier 5: 33%	Tier 1: \$0 Tier 2: \$4 Tier 3: \$42 Tier 4: \$95 Tier 5: 33%
Cost Share— Preferred Retail RX (Three Months)	Tier 1: \$0 Tier 2: \$0 Tier 3: \$105 (3x one month) Tier 4: \$285 (3x one month) Tier 5: N/A	Tier 1: \$0 Tier 2: \$8 (2x one month) Tier 3: \$126 (3x one month) Tier 4: \$285 (3x one month) Tier 5: N/A



SOUTHEAST

SOUTH FLORIDA
TREASURE COAST

COUNTIES Indian River, Martin, St. Lucie

PLAN ID	H7849-014-000	
PLAN NAME	Cigna True Choice Medicare (PPO)	
	In Network	Out of Network
Total Premium	\$0	\$0
Cost Share— PCP/Specialist	\$0 / \$35	\$50 / \$60
Inpatient Acute Care Hospital	\$225 per day for days 1-5; \$0 per day for days 6-90	40%
Max Out-of-Pocket	\$5,000 applies to in-network Medicare-covered benefits	\$10,000 applies to in-network and out-of-network Medicare- covered benefits combined
Lab	\$0 - \$20	0 - 40%
Ambulatory Surgery Center	\$0 - \$150	40%
Costshare— Preferred Retail RX (One Month)	Tier 1: \$0 Tier 2: \$10 Tier 3: \$45 Tier 4: \$100 Tier 5: 30%	N/A
Cost Share— Preferred Retail RX (Three Months)	Tier 1: \$0 Tier 2: \$30 (3x one month) Tier 3: \$135 (3x one month) Tier 4: \$300 (3x one month) Tier 5: N/A	N/A



STATE + MARKET **PLANS**

